



Local Control Accountability Plan

Chino Valley Unified School District

“Students First”



Chino Valley Unified Strategic Goals 2014-2017

1. Each student will gain at least one proficiency level each year as the result of highly skilled instruction and the use of instructional technology.
2. All students receive skilled instruction based on the common core standards, which will lead to graduation and success in college and career.
3. High school students will have the opportunity to participate in one of two well-developed pathways.
4. All students and staff will possess the 21st century skills required to access and use appropriate technology to increase student academic achievement.
5. Students, parents, staff and the community receive ongoing and timely communication through a variety of formats.



LCAP

The Local Control Accountability Plan (LCAP) is a document that provides details regarding the District's services, actions and expenditures to support pupil outcomes and overall student performance.

Section 1



Stakeholder engagement process

Section 2



Goals, actions, expenditures, and progress indicators based on eight state priorities and student subgroups

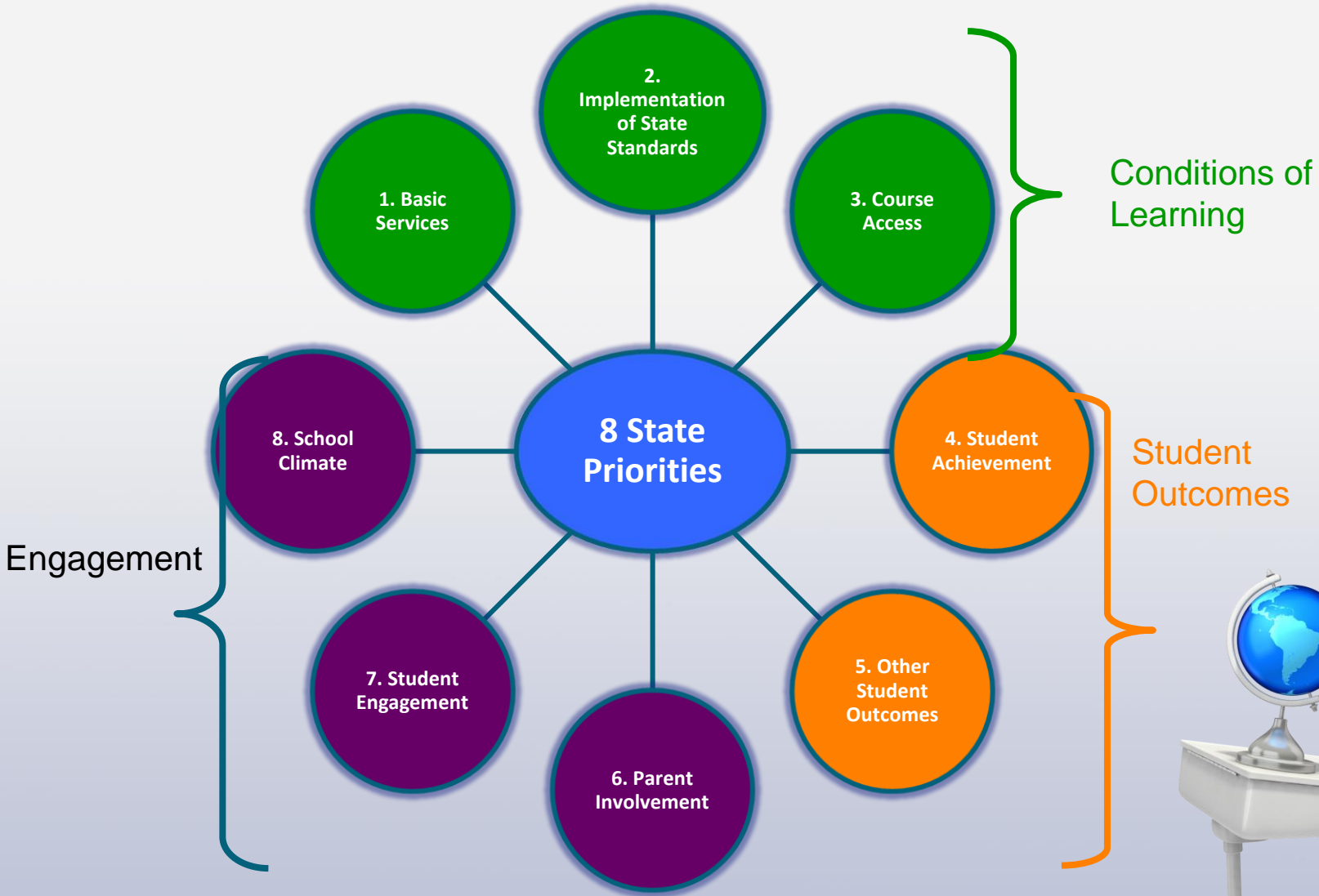
Section 3



Use of supplemental funds for specialized actions and services



State Priorities



LCAP Annual Goals

2014/15 ~ 2016/17

State Priorities	Description of District Goals
Conditions of Learning	Goal 1 - All students are provided appropriately assigned/credentialed teachers; teachers and students will have access to standards aligned materials, 21 st century learning, and school facilities will be in good repair.
	Goal 2 - Students will have access to a broad course of subject areas which leads to graduation and success in college and career.
Student Achievement	Goal 3 - Students will demonstrate proficiency in English Language Arts (ELA) and math.
	Goal 4 - English learners, low income students, and foster youth receive services to ensure their readiness for college and career.
Engagement	Goal 5 - Students, parents, staff, and community receive ongoing and timely communication.
	Goal 6 - Increase student attendance rates and graduation rates to reduce the number of student drop-outs.
	Goal 7 - Provide safe and secure school environments.

Conditions of Learning - Goals 1 and 2

Actions and Services

Goal 1

1. Recruit and retain highly qualified staff
2. Provide instructional materials aligned with state standards
3. Provide adequate technology infrastructure and equipment
4. Maintain facilities in good repair

Goal 2

1. Increase enrollment in the A-G course offerings
2. Increase and improve elective course offerings
3. Expanded career pathways through (CTE) Linked Learning including hands on experiences from junior high to high school
4. Demonstrating proficiency on the “ready for College in ELA and Math”
5. Students pass the AP exam with a score of 3 or higher



Conditions of Learning - Goal 1

Our Achievements

Goal 1

- Class size – 26:1 in grades K-3
- Technology – new and or updated school computer labs, refresh computers, wireless connectivity




Conditions of Learning - Goal 2

Our Achievements

- Academies at High School
 - Ayala HS
 - Computer Engineering and Science
 - International Business
 - Chino HS
 - Culinary / Hospitality Occupation Management
 - Law, Justice and Public Services
 - Don Lugo HS
 - Engineering and Design
 - Sports Industry
 - Technology, Environment, Animal Medicine, Agri-Science and Agri-Business
 - Chino Hills HS
 - Health Sciences
 - Digital Design and Communications
- Advanced Placement (AP) Course Offerings (Economics, English literature and Composition, Calculus, Statistics, Psychology, Environmental Science, Chemistry, Physics, Biology, European History, World History, U.S. History, U.S. Government)
- District % of AP pass rate - 63.7% (with a score of 3, 4 or 5)



Conditions of Learning - Reflection and Discussion



What must be present in our school to promote a positive learning environment for our students?



Student Outcomes - Goals 3 and 4

Actions and Services

Goal 3

1. Expand the Multi-Tiered System of Support (MTSS) model to provide intervention services
2. Expand intervention support
3. Staff utilizes interventions aligned to CCSS
4. Enrichment (GATE, VAPA, SAT prep/test)
5. Support CCSS alignment

Goal 4 (Supplemental Services)

1. English learners progress toward proficiency and college readiness
2. Provide tutoring services to foster youth and homeless students
3. Promote and expand parent/family participation and provide additional resources
4. Improve school site operational processes and enrollment procedures for foster youth



Student Outcomes - Goal 3

Our Achievements

- Academic Intervention teachers at each school
- Behavioral Intervention counselors
- Intervention Specialists (instructional coaches)
- Enrichment: GATE screening for all 2nd graders; VAPA (orchestra); PSAT for 10th; SAT for 11-12th



Student Outcomes - Goal 4

Our Achievements

- Expansion of Advancement Via Individual Determination (AVID) program
- Designated English Language Development (ELD) time during the instructional day
- Summer Academy for English Learners
- Expansion of Helping Our People Everyday (HOPE) Parent Resource Centers; Health Clinic; Family Literacy; TYKES



HOPE
Family Resource
Centers



Student Outcomes - Reflection and Discussion



What does your child need to be college and career ready?



Engagement - Goals 5-7

Actions and Services



Goal 5

1. Improve parent engagement through the use of community outreach
2. Promote and expand parent/family participation in parent programs



Goal 6

1. Promote Attendance Counts! Program
2. Support families of at-risk students
3. Increase graduation rate

Goal 7

1. Decrease suspensions district wide
2. Decrease expulsions district wide



Engagement - Goal 5

Our Achievements

- Parent Academies (School Smarts, PIQE, Family Stories, Partnerships for Learning)
- Family Literacy Program



Engagement - Goal 6

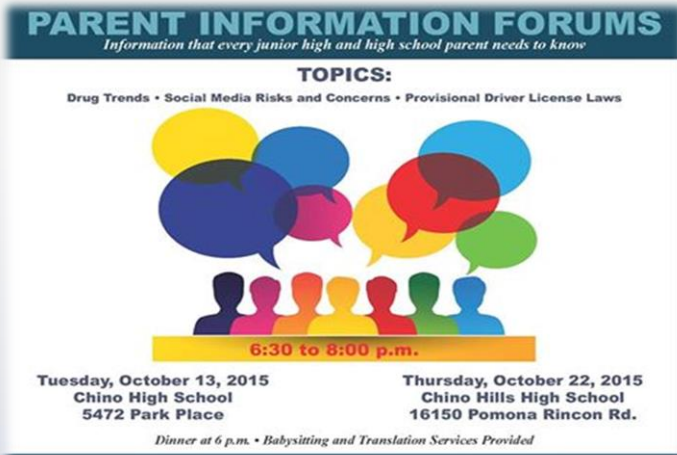
Our Achievements

- District vs. State Attendance
 - 96.7% vs. 95.22%
- District vs. State Graduation Rates
 - 89.4% vs 81%



Engagement - Goal 7

Our Achievements



- Parent Information Forums
- Safe School Ambassadors
- Suspension Rates
 - District vs. County vs. State
3.8% vs. 6.0% vs. 4.4%



- Expulsion Rates
 - District vs. County vs. State
0.1% vs. 0.2% vs. 0.1%



Engagement - Reflection and Discussion



How can we work together to support relationships in our district to motivate student achievement?



LCAP Timelines

- April Superintendent presents draft to DELAC/Parent Advisory Group
- May Review feedback from DELAC/Parent Advisory Group
- June Board Meeting-Public Hearing
- June Board Adoption of LCAP

